

Pallet Truck

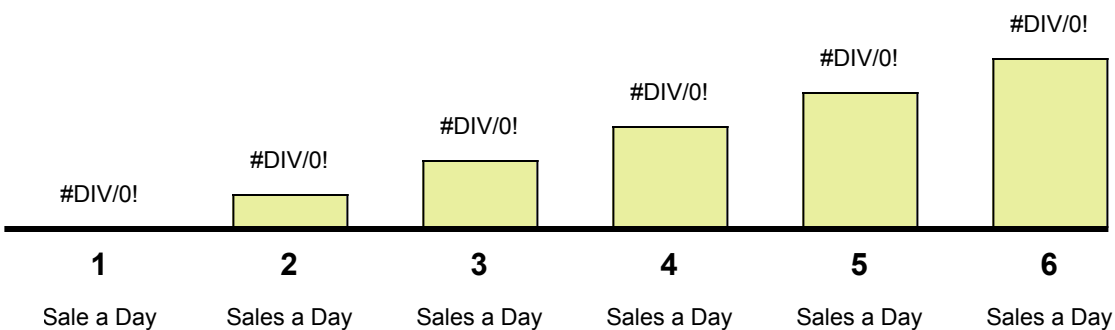


Quick Stats:

Profit	Demand	Competition	Advertising
#DIV/0!	63,400	#DIV/0!	\$1.99
Profit Per Sale	Total Searches	Ave. Retail	Cheapest Bid

*Potential Monthly Income (This is a "what if" scenario, based on sales per day.)

Based on the following Profit: #DIV/0!



(*Note: The above "Potential Income" is for analysis purposes. It's not a guarantee.)

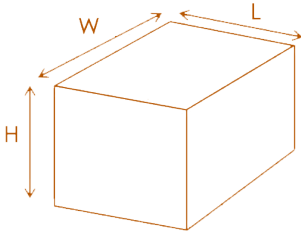
Supplier 1: **uline**

Website:	https://www.uline.com/Grp_260/Pallet-Trucks?pricode=WM36
Email:	https://www.uline.com/Corporate/About_Company
Phone:	18002955510
Country:	USA
City:	
State:	
Zip:	#REF!

Product Details

Product Sku:

Weight: _____ lbs.
 Length: _____ in.
 Width: _____ in.
 Height: _____ in.



Product Costs

Wholesale Price:
Fees (i.e. Dropship):
Estimated Shipping: \$0.00

My Total Cost:

\$0.00

Marketplace Average Prices

(Average Retail + Shipping)



What is the "Quality" of Your Competition?

Low = Poor Quality Sites (which is GOOD for you!)

GOOGLE PLA'S	#N/A
FACEBOOK	#N/A
BING	#N/A

Research Summary

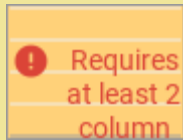


Profit Per Sale: **#DIV/0!**

My Cost Total:

Average Retail: **#DIV/0!**

PALLET TRUCK 63,400



Profit

#DIV/0!

Profit: **#DIV/0!**
 My Costs
 Retail: **#DIV/0!**



My Costs

Wholesale:
 Fees:
 Shipping:



Ave. Retail

#DIV/0!

GOOGLE PL
 FACEBOOK
 BING



PALLET TRUCK

63,400

Keywords: 6
 Cheapest Ad: \$1.99



Keywords:
 Cheapest Ad:



Competition

GOOGLE PL **#N/A**
 FACEBOOK **#N/A**
 BING **#N/A**

